

SPECTRAlert®

Dual-Voltage Evacuation Speakers




Models Available

Ceiling Mount

Standard SPL	High SPL
SP200W	SP300W

Wall Mount

Standard SPL	High SPL
SP201R	SP301R
SP201W	SP301W



Product Overview

Fidelity sound quality (SP2)

Enhanced SPL (SP3)

25.0 and 70.7 Vrms dual voltage settings

Four field-selectable power taps

No extension ring required

Low profile design

Ceiling- and wall-mount applications

Grilles available in white and red

Color-matched mounting screws

System Sensor's SP2 and SP3 series speakers combine performance, functionality, and flexibility in the latest line of dual-voltage evacuation speakers.

Performance. With its low total harmonic distortion, the SpectrAlert SP2 series offers fidelity-quality sound output. This performance provides greater assurances that the SP2's output more closely matches the source signal. This fidelity sound quality is achieved at any of the SP2's four field selectable power taps: 1/4, 1/2, 1, and 2 watts. The SpectrAlert SP3 series offers greater sound output at every tap setting for applications with high ambient noise levels.

Functionality. Installation ease and functionality are achieved via the speaker's compact design, which allows flush mounting to a 4" x 4" x 2 1/8" back box, without the need for an extension ring.

Flexibility. The SP2 and SP3 series speakers are designed for a variety of application requirements. Offered with round and square grilles, they can be ceiling or wall mounted. White and red grille color options are also available to meet specific aesthetic requirements.

Engineering Specifications

Speaker shall be a System Sensor Model _____ dual-voltage transformer speaker capable of operating at 25.0 or 70.7 nominal Vrms. Speaker shall be listed to Underwriters Laboratories' Standard 1480 for fire protective signaling systems. Speaker shall have a frequency range of 400 to 4000 Hz and shall have an operating temperature between 32°F and 120°F. Speaker shall have power taps that are selected by shunts.



Mechanical Specifications

Input Terminals

12 to 18 AWG

Speaker Size

4 inches (101 mm)

Grille Size

Round 6⁷/₈ inches (107 mm)
Square 5 inches (127 mm)

Electrical Specifications

Voltage Input

25.0 volts or 70.7 volts nominal

Frequency Range

400 to 4000 Hz
The SP200 and SP300 Series are UL Listed from 400 to 4000 Hz. The SP200 Series will provide a flat (± 10 dB) output from 100 to 15,000 Hz. The SP300 Series will provide a flat (± 10 dB) output from 500 to 13,000 Hz.

Operating Temperature Range

32°F to 120°F (0°C TO 49°C)

Power

1/4, 1/2, 1 and 2 watts

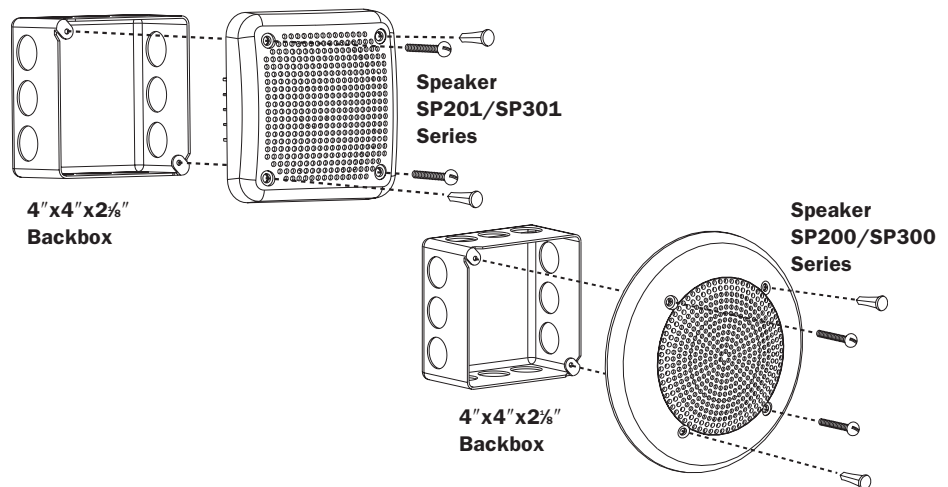
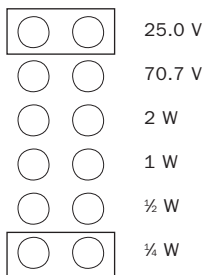
Sound Output

UL Reverberant (dBA @ 10 ft.)

	2W	1W	1/2W	1/4W
SP2	84	81	78	75
SP3	89	86	84	80

Simple Voltage and Power Selection

Example: Selecting a 1/4 watt input when a 25.0 volt (nominal) amplifier is being used.



Ordering Information

White	Red	Description	Speaker Voltage
SP200W	—	Round, Standard SPL, 1/4–2 watt power tap	25.0/70.7 Vrms
SP201W	SP201R	Square, Standard SPL, 1/4–2 watt power tap	25.0/70.7 Vrms
SP300W	—	Round, High SPL, 1/4–2 watt power tap	25.0/.70.7 Vrms
SP301W	SP301R	Square, High SPL, 1/4–2 watt power tap	25.0/70.7 Vrms
Accessories			
BBSCW	—	Surface mount backbox skirt for SP200W, SP300W	NA
BBS-SP201W	BBS-SP201R	Surface mount backbox skirt for SP201, SP301	NA

System Sensor Sales and Service

System Sensor Headquarters

3825 Ohio Avenue
St. Charles, IL 60174
Ph: 800/SENSOR2
Fx: 630/377-6495
www.systemsensor.com

System Sensor Canada

Ph: 905.812.0767
Fx: 905.812.0771

System Sensor Europe

Ph: 44.1403.276500
Fx: 44.1403.276501

System Sensor in China

Ph: 86.29.8832.0119
Fx: 86.29.8832.5119

System Sensor in Singapore

Ph: 65.6273.2230
Fx: 65.6273.2610

System Sensor – Far East

Ph: 85.22.191.9003
Fx: 85.22.736.6580

System Sensor – Australia

Ph: 613.54.281.142
Fx: 613.54.281.172

System Sensor – India

Ph: 91.124.237.1770 x.2700
Fx: 91.124.237.3118

System Sensor – Russia

Ph: 70.95.937.7982
Fx: 70.95.937.7983